

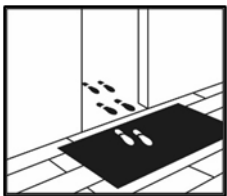
Cleaning and care instructions wineo 400, 600 and 800



Our **wineo 400,600 and 800 design floors** are high-quality, resilient floor coverings in various formats and designs. The **wineo 400,600 and 800 design floors** have a hard-wearing PU coating at the factory, which protects the floor covering during the installation phase and is sufficient as a surface protection for normally used surfaces. wineo design floors should be cleaned at regular intervals, whereby the type and effort of cleaning depends on the area of use and frequency of use. **Note:** The instructions and regulations of the cleaning agent manufacturers must be observed!

During the construction phase, dust, sand and other loose dirt must be removed by sweeping or vacuuming. In the case of subsequent interior finishing work, the installed surface must be protected by a suitable cover.

Preventive measures:



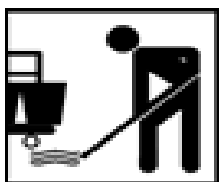
Sufficiently dimensioned textile clean zones of at least 4 to 6 running meters can reduce the dirt ingress in the object by up to 80% and thus significantly influence the utility value of the covering and the cleaning costs.

Final construction cleaning:



After removing loose dirt, adhering dirt is removed manually or mechanically. Scrubber-driers or single-disc machines with red pads (3M Pad) or soft brushes can be used for mechanical dirt removal. The cleaning solution is prepared according to the detergent manufacturer's instructions (With multi-layer products, it is important to ensure that the remaining water is removed in a timely manner). It is essential to observe the dosage instructions. In the case of 2-step manual cleaning, the dirt is loosened and partially absorbed during the 1st cleaning process and completely absorbed during the 2nd cleaning process with a clean wiping cover.

Basic Care/Care/Coating:



The PUR surface coating applied at the factory serves to provide optimum protection for wineo design floors during the transport and construction phase and meets the requirements of the flooring in the specified area of use (usage class). In individual cases, depending on the expected traffic on the flooring, it may make sense to apply an additional coating as a precaution. In these cases, we recommend a suitable PU sealer. In highly frequented areas of use, care film sanitizing measures (e.g. spray cleaners) may be necessary or useful. The instructions and regulations of the cleaning agent manufacturers must be observed. If you have any questions, please contact our Service Hotline.

Cleaning and care instructions wineo 400, 600 and 800

wineo

THAT'S FLOORING

Maintenance cleaning 1-stage:



wineo 400,600 and 800 are cleaned as needed at daily or longer intervals. Loose dirt can be removed by sweeping, vacuuming or damp mopping. Suitable microfiber mop systems or impregnated fleece cloths are suitable for damp mopping.

Maintenance cleaning 2-stage:



In the case of heavy soiling with stains, a cleaning agent is added to the wiping water (follow the dosage instructions) and the floor is freed from the soiling in a two-stage cleaning process. In this process, the dirt is loosened and partially absorbed during the 1st wiping process and completely absorbed during the 2nd cleaning process with a clean mop cover.

Alternatively, a suitable automatic scrubber-dryer with red cleaning pad or soft scrubbing brush can be used (multi-layer excluded). Suitable disinfectants can be used for partial or full surface disinfection.

Mechanically applied soiling, e.g. from shoe heels, can usually be removed using a single-disc machine with a red pad.

Basic cleaning:

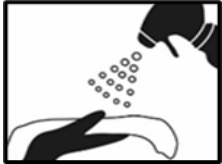


In the case of heavy to extreme soiling of **wineo design floors**, basic mechanical cleaning should be carried out. The use of red pads or brushes and the use of a water vacuum make basic cleaning much easier. Please always rinse with sufficient clean water. Please contact your cleaning agent manufacturer if you have any further questions.

Cleaning and care instructions wineo 400, 600 and 800



Stain removal:



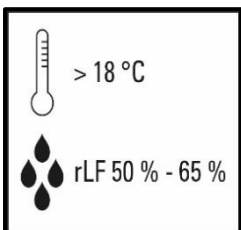
All stain-forming and aggressive substances must be removed immediately from **wineo 400,600 and 800**. When treating stains with cleaning agents or stain removers, a material compatibility test must first be carried out on an inconspicuous area or on an unglued flooring sample. The instructions and regulations of the cleaning agent manufacturers must be observed.

Cleaning clean zone:



Textile clean zones must be cleaned every day of use with a suitable brush vacuum cleaner to remove any dirt that is lying on them.

Indoor climate:



Please ensure a healthy indoor climate for yourself and your floor covering. For an optimal living climate, the room temperature should not fall below at least 18°C and the relative humidity should be between 50 and 65% at all times of the year. It is recommended to use suitable humidifiers based on the evaporator principle. If the relative humidity falls below the recommended level for a longer period of time (this is especially the case during heating periods), this can lead to dimensional and shape changes in floor coverings made of individual elements that are not firmly connected to the subfloor.

Cleaning and care instructions

wineo 400, 600 and 800



General notes:

After installation, the floor covering must be protected from damage by suitable protective covers in areas that will be heavily frequented during the construction phase. Accumulated moisture under furnishings must be avoided.

Chair, table and furniture feet must be protected with suitable protective glides or underlays. In educational institutions, we recommend the use of protective glides from VS-Möbelwerke www.vs-moebel.de. As a preventive measure, light-colored, migration-free furniture glides should be used wherever possible.

Use only suitable chair and furniture castors in accordance with DIN EN 12529 (type "W"- soft). Chair castors and chair and furniture glides must be maintained regularly. The contact surfaces of chair and furniture glides must lie flat and be rounded at the edges. Metal glides can corrode and stain when exposed to moisture. Flowerpots/ tubs made of terracotta or clay can cause discoloration on resilient floor coverings. Please use suitable coasters for this purpose.

The compatibility of adhesive tapes on resilient floor coverings must be confirmed in advance by the respective manufacturer or requested from the user of the floor covering.

Coloured rubber, caoutchouc or plastic glides and rollers as well as dark car, bicycle or transport equipment tyres and other colored materials can cause discoloration on resilient floor coverings. Please use light-colored non-migration furniture glides, casters or tyres whenever possible. As a general rule, contact with colored chemicals and other colored substances should be avoided or, in the event of contact, these should be removed from the floor covering surface as soon as possible.

High point loads with a small contact area, this also applies to stiletto heels or high-heeled shoes, for example, can cause irreversible indentations or damage to resilient floor coverings. If necessary, use suitable and sufficiently dimensioned underlays for load distribution.

The ~~slip resistance~~ and slip resistance of floor coverings is significantly influenced by the amount of dirt, the cleaning frequency and the cleaning/care products used. Please use only coordinated cleaning/care products from one manufacturer. Scouring powders, sanitary cleaners, acids or strong solvents can damage the surface of the flooring or furnishings.

All wineo floor coverings have a very high light fastness. This is tested and documented by independent institutes in accordance with international standard specifications. Nevertheless, fading or color changes cannot be ruled out in the long term in areas exposed to strong UV light. Sufficiently dimensioned shading can prevent or minimize fading and color changes.

Under permanently covered floor covering surfaces, e.g. by furniture, carpets, floor mats, etc., visually noticeable (yellowish) changes in the floor covering surface may occur. If the affected surfaces are regularly exposed to natural UV light again, the visual changes may disappear over time.

In the case of underfloor heating, care must be taken to ensure that the surface temperature of the covering does not exceed 27°C.

Dyed wound and skin disinfectants as well as hair dye or e.g. disinfectants and bleaching agents containing peroxide can cause irreversible discoloration depending on the concentration. If there is any uncertainty about the use of chemical, staining substances- or foodstuffs, a resistance test should first be carried out on an inconspicuous area of the covering or on an unlaidd piece of covering. If in doubt, please contact our service hotline.

The Wineo design floor with real joint can tend to stain with some substances in the joint area due to its nature and the open grooved vinyl edge.

Cleaning and care instructions wineo 400, 600 and 800



Disposal:

Private disposal: Like coated furniture parts; possible with normal household waste / bulky waste. Commercial disposal:
Waste code number AVV 170203

With the publication of these cleaning and care instructions (as of 02/2024), all previous versions lose their validity.